




QUILT TALK

Volume 42 No. 7 March 2021

Parksville Quilt House Quilters' Guild
PO Box 1177, Parksville, BC V9P 2H2
<http://parksvillequiltthousequilters.com>

*Purpose of the Guild:
"To promote and encourage interest
in the excellence of quilting"*



Sandi M.

MESSAGE FROM THE PRESIDENT

Dear Guild members,

It's spring! I hope this finds each of you well and feeling the sense of renewal that often comes with this change of season.

When can we expect to meet again in person? It isn't likely that restrictions will be lifted until 70/80% of the public have been vaccinated. The provincial plan is for that to happen by the end of September. If all goes well, October would be the earliest we may be able to do so. The Location Committee has found several viable locations for us and are working out the details. Yeah! We can do this!

Save the date! May 31st has been scheduled for our AGM. Details will roll out as plans are put in place.

Our Guild website has successfully migrated (technical word! And likely the wrong one) to **quiltthouse.ca** which is our new domain with Hosting Nation. This is not a change of our guild name. For those of you who have resisted logging in to the website, this is the time to do it. Don't be shy to ask for help; connect with Robbie T. at website@quiltthouse.ca. The website has gone through some reorganization, check it out. **Next month you will be required to log in to the website to access the newsletter.**

News for Sew Groups! Use of the Guild Zoom account has been extended to sew groups, with the understanding that this will not conflict with official Guild business. This account is not limited on the time you can book, which is the advantage over using the free account.

- Programs, Workshops or other executive may bump a sew group if there is no other workaround.
- The sew group will designate one person to receive the password and schedule the meetings. The password is not to be shared amongst the group or elsewhere. Reregister if a change is needed.

Continued next page...

MESSAGE FROM THE PRESIDENT CONT'D

- Request the password from our website liaison, who will keep a list.
- Zoom assistance should be requested from our webmaster. Before requesting help, please review “How to Zoom for Users” which is located in the “Members Only” tab, under “Website Help”.
- When scheduling a meeting, the title will include the name of the group and the first name and last initial of the designate. This is for contact purposes.
- Where different sew groups would prefer the same day, sew groups should work out an arrangement between themselves. Please do not book past August, 2021 at this point.


Happy spring everyone!

~ Sandi M.
It Sew Happens

“Finally my winter fat is gone, now I have spring rolls”



After the presentation from Island Sewing at a Guild meeting (it seems like forever ago!) I purchased a Brother Scan 'n Cut. The black silhouettes were cut-files that I purchased on Etsy, and the background fabric is an ice dye that I made last summer.
~ Patti D.



PROGRAM

In February we had two presentations, the first by Rosa Rojas from Spain, who showed us how to do appliqué using the Apliquick tools that she has designed (and which are sold by Cindy Scraba of our guild). Rosa offered us a free Facebook Live presentation initially, but when some of us could not get on due to some technical glitch, she offered us a Zoom repeat. Thank you Rosa!

We would also like to thank Melissa Marginet who presented us with ideas for 'Getting Your Motor Running'. Melissa's basic message is to embrace those challenges! She keeps most of her challenge pieces very small, but they vary widely.



On March 17th (7:00 p.m.) we will have another joint Zoom presentation with the Nanaimo Guild and the Modern Quilt Guild. Teresa Wong will present "Japan's Quilt History: The Story of an American Import". The three-layered quilt was imported from America to Japan. It was quickly adopted and adapted to become a favourite pastime for an estimated three million quilters in Japan today. Once adopted, Japan took this pastime seriously and systems were quickly built to teach adept and eager sewists how to make masterpieces. By the 1990s, Japanese quilt makers were world renowned for their traditional hand-pieced and hand-quilted quilts. We'll take a peek inside the Tokyo International Great Quilt Festival and learn how it became the largest attended quilt event in the world. Japan's journey from importer to trailblazer is a fascinating journey through Japanese history, cultural expectations and the process by which one is deemed a 'master quilter' or not. This presentation promises to be another inspiring one.

In June, we are hoping to have a virtual Show and Tell in conjunction with the Nanaimo Guild and the Modern Quilt Guild. If you would like to participate, could you please send me a picture or two of your most notable project during this past year. We hope to put together a slide show and get together via Zoom to share this with the other two guilds. Please send your submissions before May 1st, to darlene.lacharite@lli.ulaval.ca.

Our second addition is not program, but library:

In September, Marlene and Darlene are taking over the library. They are looking for a couple of guild members to man the library desk during the evening meetings. Duties would include packing up the library books at the end of the evening. If you are willing to help out, please contact the management committee.

~ Darlene L. and Marlene W.



A NOTE FROM PROGRAM


Marlene and I would like to give you a bit of insight into the chaos that we call programming these days. When the shut down occurred last year, we had already booked all of our programs for the guild year (the best laid plans...). We first approached our scheduled presenters about doing their programs remotely, but none felt ready for that. And who can blame them? Those who regularly present via Zoom, or Facebook Live, or some other platform, have generally invested in special cameras, lighting, even assistants, etc.

Going remote has been challenging, but it has opened up new possibilities. We can solicit presentations from around the globe, whereas we cannot do that, except on a rare, exceptional basis, when we meet face-to-face. However, many quilt artists who offer programs via Zoom, etc. are still very expensive. We've been able to bear the cost of some by partnering with the Nanaimo Guild and the Modern Quilt Guild for some presentations. This brings the cost down to a more manageable level, but it does not give us the flexibility for timing. The same is true, of course, when we have a presentation from someone in a very different time zone. People are remarkably reluctant to present in the middle of the night their time, so we can have a presentation at our usual Guild meeting time!

We are frequently asked whether we can record a program. Unfortunately, we cannot. The presenter can, if he or she wishes, but we do not have the right to do that. We should also note that presenters choose the platform for their presentations. Most, but not all, have used Zoom. That often means that the number of viewers is limited to 100. Some presenters have Zoom accounts that allow for larger numbers of participants, but their prices reflect that cost.

It has been exciting to bring these programs to you, and we are delighted when you let us know that you enjoy a program. We're trying to help our guild, not just to survive, but to thrive during this very challenging period. Our intentions are good, but please be patient with us; we're still flying by the seat of our pants.

~ Your program team, Darlene L. and Marlene W.



Marlene W.



Elaine W.

"Inspired by the joyous spirit and now into young adulthood. Pure life...gives you the chance to love, to work, to play and look up to the stars". ~ Henry Van Dyke (submitted by Elaine above right)

HELP REQUEST



We are asking for your help!

The management committee is looking ahead to next year and our Annual General Meeting which we are aiming to host at the end of May

One of the essential steps in preparing for an AGM is finding lead people for the executive and various committees that keep our Guild so vibrant and interesting. Good organizations need good people to help make the wheels go around! PQHQG is no exception. There are lots of changes in committees coming up for the 2021-22 year and **we need your help!**

The following committees and roles need your help, enthusiasm and skills:

Workshops

- Co-chair with another Guild member.
- The current committee have plans in place for a couple of fall workshops to ease you into the role.
- It is a team effort, with the fun and support of an active committee.
- Mystery quilt lead as part of the team.

Comfort Quilt Program

- This is our Guild's flagship community outreach program which brings an incredible amount of support & comfort to others from the very young to the elderly in many of our local communities.
- Comfort Quilts would be a good opportunity for a group of friends or a sew group to work together on this program.

Executive

- Sandi M. and myself have been asked if we would stay on for the next term. We have both agreed to do so. Our current Treasurer has agreed to put her name forward. We have a new volunteer for Secretary.
- President, Vice President, Treasurer and Secretary are all elected positions and any member may put their names forward for election.

Vice-President

- A lead-in year as a member of the Management Committee, a terrific way to learn the inner workings of the Guild, and to prepare for the upcoming year as President.

The position descriptions are on the Guild website, in the Members Only section, listed in Guild Business – give them a read or talk to the folks in the current roles.

If you have questions or would be interested in volunteering, please contact Betty K.

~ Betty K.
Past President



#1



#2

Special Orders... #1: This baby quilt was ordered by a great-grandmother. The colours were to be earth tones with a few animals from Northern B.C. worked into the design. She also requested an eagle or eagle feathers as this was a family animal spirit. #2: This great-grandmother has two babies on the way. The second quilt had to have a llama as well as several other animals, an eagle, and at least one rainbow. She requested earth tones for this quilt as well. ~ Gerry G.

BIB n' TUCKER QUILTING

March Sale

All tone on tone **greens**

Prints with creatures

(if it has an eye or should have one!)

20%–30% off 2m+ (same bolt) ½ m minimum cuts

1006 Craigflower at Tillicum

Victoria BC, V9A 2Y1

250-386-6512 (Tues -Thurs 11-3, Sat 12-4)



MEMBERSHIP

Membership Renewal Information

The Annual Membership Fee remains the same, \$35. Payment is due as usual in April.

Regrettably, we will not be able to have an in-person meeting in April, hence we will not be able to process renewals, new applications or fees in person.

Fortunately, much of the process will be the same. Each member will need to fill out a Membership Registration form (required under the Society Act) and supply the fee. The forms and information can be found under the heading "Join/Renew" on our website.

Payment can be mailed to PQHQG Memberships, P.O. Box 1177, Parksville, BC, V9P 2H2, or sent by E-transfer to treasurer@quilt house.ca

Once I receive your information and payment, I will update the data base and your access to the website will be maintained.

The Membership/name cards will be available for you at the first in-person meeting we are able to have.

Please free to call if you have any questions.

~ Lynda R.
Memberships

WORKSHOPS

Upcoming Workshops:



Interleave Workshop On Zoom

Presenter: **Kim Caskey**
Saturday, March 20, 2021
10:00 am – 4:00 pm
Sign on will start at 9:30

Preparation and cutting instructions will be forwarded to registered participants a week prior to the workshop.

This class is full.

See the PQHQG website under Workshops for the supply list.



Modern Quilting with your Walking Foot On Zoom

Presenter: **Melissa Marginet**
Saturday, May 1st, 2021
9:30 am – 4:00 pm

This class is full.

See the PQHQG website under Workshops for the supply list.

Participants wishing to purchase Melissa's book(s) will be contacted by email.

Registration for workshops utilizes a form you can find on our website in the Benefits tab, then further in the Workshops section. Shirley Coleman or Ruth Stewart will contact you by email to organize payment by cheque, cash, or E-transfer.

Cont'd next page

WORKSHOPS *CONT'D*



Jazzed Up Jelly Roll Race on Zoom

Presenter: **Carolyn Mulders**

June 5th, 2021

9:30 am - 4:00 pm

Cost: \$30.00 (includes PDF pattern)

Maximum participants: 25

Registration starts April 1st, 2021

Have you every tried the Jelly Roll Race Quilt but were not 100% delighted with the end result? Or if you have never tried the Jelly Roll Race this might be for you. With this quilt we take it up a notch or two. It is fast, fun and a good way to use a jelly roll that is just laying around. And it is so much easier than it looks! Of course you do not have to have an actual Jelly Roll to do this. Just 1600" of fabric! Finished size is approximately 53" x 72.5".

Valentine / Heart Sew Along Projects:



~ Ruth S. and Shirley C., Workshops

WEBSITE CORNER

Have you ever accidentally unsubscribed from the Guild newsletter? Are you no longer receiving Workshop or Program announcements? The Guild relies on our e-casts to provide you with Guild news, such as special events, plans for our AGM or a new location when we meet again in person. If you want to re-subscribe, you can fill out the form we have set up under **Members Only -> Website Help -> Help Topics**.

This is the Help Topics menu:

Help Topics:

- **Fixing Accidental E-Cast Unsubscribes**
- How To Zoom for Users
- Submitting material for the web site
- Accessing Guild E-Mail Accounts
- Personalized Computer Training
- Changing Your User Account Settings
- Password Managers

Selecting the help topic in red above takes you to the following screen:

Fix E-Cast Unsubscribes

Have you accidentally unsubscribed from all Guild e-casts? It's important to stay subscribed as this is how the Guild gets information to you. Of course, receiving e-casts is not mandatory and you may choose to opt out if you wish.

If you would like to rejoin the mailing list, simply fill out and submit the following form:

* indicates required

Email Address *

First Name *

Last Name *

Subscribe

Once you fill this out and click on “Subscribe”, you will be automatically re-subscribed and again receive all our e-casts. As always, let us know if you have any questions.

~ Robbie T., Website Liaison

website@quilthouse.ca



The turquoise quilt was one my granddaughter had started but never got around to working on after her initial start of 6 blocks, so for her birthday this month I finished it for her, had it quilted and I did her binding! She was thrilled to have it done even though she had kept insisting she was going to do it! I thought it should be done as turquoise was still her favourite colour! The log cabin was one I had made with scraps but needed binding. The floral sunset was one I had made at the Guild's mystery workshop a year or so ago. Again, it needed binding and I love how Kismet quilted it! The witch panel was a very simple one I made last year but again it was sitting waiting for binding! Feels so good to have them finished! ~ Susan F.



Marlene W.



Marilyn N.

Another floppy becomes a quilt. “Pointless Wonder” and it truly is a wonder that it was ever finished. Beauty is in the eye of the ‘beer holder’, not sure what I was drinking when I chose these colours! ~ Leslie S. (above left)



Do you know a member who needs a pick me up?
Having surgery. Struggling with illness. Perhaps
they have a spouse who is having surgery.

The Sunshine Lady would be happy to send a note
or a card to members who need to know their guild
is thinking of them. Because Quilters care.

Contact: Elizabeth M.

BLOCK OF THE MONTH



February block ~ Shireen Z.

~ Lori M. and Arlene L.

Wow, time is going fast...we are already at block 3 of Block of the Month. If you haven't checked out the Photo Gallery under the Members Only tab on the website you really should – they are fantastic. Check them out at www.quilthouse.ca and logging in as a member, click on the Members Only tab, find Block of the Month and click on Photo Gallery for January and February. They all look so good. March is also ready for downloading. Remember that BOM 2021 is for members only.

March 20, 2021 is **International Quilt Day**. Let's hang our quilts outside for all the world to see. Please take photos and share these on our Facebook page and submit them to our newsletter. Take a moment to inspire others with your creativity and love of quilting.



Darlene L.



I have been busy completing UFO's this month. The lone pines cut out for the course I gave, finally put together and quilted. The next is a stack of blocks I sewed together and quilted for a Fanny Bay charity quilt. The Christmas wonky trees are from a program in December. The last is an art quilt that started with a photo printed fabric of an Arbutus tree by Paulette Cornish. I hand quilted that one in a big stitch to finish, added three leaves made in a Judy Farrow class long ago and a few orphan improv leftover blocks to finish the top. ~Joyce M.





4 quilts by Gerry G.



Marilyn N.



1930 Ryan Road East,
Comox BC
250-339-4059 or
1-877-339-4059
huckleberrys@shaw.ca



PICK YOUR LONGARM
SIT DOWN, FOLDING TABLE,
& CLASSIC FRAME AVAILABLE

- Select a Model to Accommodate Your Space
- BERNINA Technology Unlike Any Other
- Bright LED Lighting
- Expand Your Quilting Skills
- Finish Your Projects Efficiently

STORE HOURS
Monday- Friday 10am-5pm
Saturday 10am-4:30pm
Sunday 12-4pm
Closed Holidays

Did you know we have YouTube Videos





All quilts by Sandi M.





Gerry G.



105 Nored Plaza
6750 N Island Hwy . Nanaimo, BC
250-390-3602. www.sergesew.com

Authorized Dealer for PFAFF & BABYLOCK
Sewing machines, sergers & machine repairs.

- *Oliso Mini Project Irons
- * Daylight LED Magnifier Table Lamp
- * Simplicity Vintage Magnetic Bowls
- * New fabrics arriving weekly
- * New kits available
- * All book 25% off.



TO ISLAND SEWING THANKS FOR THE SUPPORT!

When I was contacting the merchants about having to cancel our Guild's 2021 Quilt Show and would be refunding their deposits, Danielle at Island Sewing in Campbell River requested that we keep half of her deposit back (\$200) to help our Guild. That was just so kind and generous of her to do, and I feel that she and her store needs to have a shout-out and our support by shopping there as well when we can.

~ Nancy P.

THE UFO CHALLENGE



The UFO's are being finished at a fast and furious pace. Head over to the events on the Guild page and check out all the projects being finished. They are catalogued by month!

~ Chrisanne K. and Grace L.
UFO Committee



An unquilted top at this point from a pattern called 'Subway Quilt Pattern' from Connecting Threads using fabric bought from Carola's Quilt Shop when she visited our Guild last year for a pop up sale. I totally changed the pattern to cut things in a different way and went from a supply list of 4-1/2 yards of background fabric to 2-1/2 yards. The pattern called for 25 fat quarters and I have enough left over to make another quilt even after using some of the fat quarters for the border. It was a bit tricky getting all those seams matched to make continuous lines without any jogs so not a beginners quilt. ~ DiAnne H. (left)




Darlene K.



Another learning curve - "Turtles"- got the fabric and pattern in Hawaii about 5-6 years ago I think. Used the quilting pattern that came with it plus some of my own ideas. Fun project.
~ Susan St. (left)



Queen size quilt from my stash, and cushions from leftovers ~ Audrey C.



Gerry G.



Roxane N.



Roxane N.



Roxane N.

My granddaughter asked for a Raggy bunny quilt so I adapted the ears to make it so! A welcome break from quilting UFOs.
~ Leslie Sch.



CQA UPDATE



Recently, CQA has created a new strategic plan for 2021-2024. The importance of inclusivity is front and centre. Over the next while I'd like to share each objective and what that might mean for you and other quilters in Canada. There is content for members but also non-members!

Strategic Objective #1: Communication

To develop plans to improve communication with quilters from all geographic regions of Canada, in all genres of quilting, at all skill levels and inclusive of all peoples of Canada.

Here are some examples:

- Canadian Quilters magazine: <https://canadianquilter.com/cqa-magazine/>. This magazine comes with a CQA membership. We have a copy in our library (when open) and/or you can also purchase a single issue for personal use.
- Blog posts <https://canadianquilter.com/blog/>.
- Free monthly e-newsletter: you can sign up on the website.
- Social media and virtual platforms:
 - ◇ Website: <https://canadianquilter.com/>
 - ◇ Instagram: https://www.instagram.com/canadian_quilters/
 - ◇ Pinterest: https://www.pinterest.ca/cqaacc/_created/
 - ◇ Facebook: <https://www.facebook.com/canadianquilters/>

Free Row of the Month:



Welcome to the sixth installment of our Row of the Month quilt along. This quilt along is open to all quilters; check out the website for each of the steps created so far!

<https://canadianquilter.com/news/row-of-the-month-quilt-along-row-6-courthouse-steps/>

~ submitted by Sue G.

Canadian Quilters Association Guild Rep



This quilt “Cats” will eventually go to our daughter who is a cat lover and has her Grade 9 Royal Conservatory in piano. She knows nothing about the quilt – it will be a complete surprise. I made the backing from “leftover” fabric. Quilted by “Quilt me Studio” Ginette Schewe. ~ Susan St.



Mystery quilt by Sharlyn H.

COMFORT QUILTS

Hello quilters,

Spring is in the air! I'm sure we are all looking forward to the longer daylight hours and hopefully some sunny weather. The dreary covid winter was a great time to sew and I am thankful to all of you who helped with comfort quilts. The requests for quilts continues to grow. I am trying to get enough together for delivery to The Gardens in Qualicum. The last deliveries to Nanaimo hospital were very well received. On the way to the hospital I stopped to deliver to VISCAN. They asked me to thank "the wonderful quilters" for their generosity.

Comfort Quilts is looking for a few good women (or men) to run the program next year. Please let myself or another committee member know if you are interested.

~ Mirella Y., Comfort Quilt Coordinator
mmyanko61@gmail.com



Helen S.



All quilts this page by Natalie V.



Helen S.



Elizabeth M.

"Discover the world of sewing!"
"Wander through our store for a refreshing experience"

Your One Stop Quilting and Sewing Machine Store on Vancouver Island!

Yes, We are open!
New Store Hours
Tuesday to Saturday
9:30-5:30
Closed
Sunday & Monday

REWARD CARDS ARE BACK!

New Hours: Tues.-Sat. 9:30-5:30
Closed Sunday's & Monday's

"Like" us on facebook
 Snip & Stitch Sewing Centre

Follow us on Instagram
 @KathySchroter

#1-4047 Norwell Drive
 Nanaimo, B.C. V9T 1Y6
 1.250.756.2176
 1.800.789.1730
 Email: info@snipandstitch.com
 www.snipandstitch.com

Husqvarna **BERNINA** **Handi Quilter** **JANOME**
 made to create



**SUPERIOR THREADS
+ ESSENTIALS**

FOR QUILTERS • STITCHERS
APPLIQUÉ • FIBRE ARTS

SUBSCRIBE TO E-NEWSLETTER
"THREADNEWS"

THREAD TALKS • WORKSHOPS
TRUNK SHOWS

EMAIL cindysthreadworks@telus.net TEL. 250.738.0560

WWW.CINDYTHREADWORKS.COM



I chose a "Hunters Star" pattern
for a quilt for a special cousin.
Picture us of as children.
~ Bonnie B.

PQHQG Calendar of Events—2021/2022

March

8.....Zoom Management meeting
17....Teresa Wong Zoom program
20....Newsletter submissions due
20....Zoom Interleave workshop

April

12.....Zoom Management meeting
20....Newsletter submissions due