



Volume 46 No. 2 October, 2024
Parksville Quilt House Quilters' Guild
PO Box 1177, Parksville, BC V9P 2H2
<http://quilt.house.ca>

Purpose of the Guild:
**“To promote and encourage interest
in the excellence of quilting”**

Troll Brothers is our October Vendor!



MESSAGE FROM THE PRESIDENT

For most people, it is usual that in spring we start fresh. Get inspired. Start new things and have rebirth or resurgence of energy. However, quilters are a whole different species. We start in autumn!

Autumn is when we really get going. Not only are we ramping up for the Christmas gifting season, (look for the Christmas Market sales) but we have found so many incredible things over the summer that we just have to make. This Guild has so many different opportunities to feed our creative soul: exciting workshops, retreats and guest speakers.

We started September with an inspirational visit from Gloria Loughman. Wow. A huge thanks go out to the team lead by Anne Pelton for organizing her stop and to Roxane Newell for coordinating the workshop.

Once again, we are trying to help you get things finished. We have our UFO (Un Finished Objects) challenge starting. It is a friendly competition to get some things from your “to do” list to your “I got it done!” list. Look for the Flying Saucer Banner at the meeting and bring your list.

In addition to the UFO Challenge, we are adding to the Sew Days. We have confirmed a monthly day and location in Nanoose Bay (check out the calendar on the website) as well as the already well established two days in Qualicum Beach. We are working on adding days in Nanaimo as well as the occasional Zoom days. So stay tuned.

Continued next page...

Our Next In-Person Meetings

October 21st 2024

Day meeting **1:00pm**
Evening meeting **6:45 pm**
(Doors open 1/2 hr before)

Please bring your own mug

**Knox United Church
345 Pym St, Parksville**

Remember

- Name Tag
- Membership Card
- **Before** you leave home, check your email for a possible meeting cancellation.

At Show and Tell, let us know if you don't want your picture taken.

MESSAGE FROM THE PRESIDENT CONT'D

If that was not enough, we are also trying to add to your stash with “Strip Club”. Now, some people have told me that they don’t want more strips. So here is an idea. Enter the strips but put someone else’s name on the ticket. Or no name at all. Also, if you win, you don’t have to keep the stash of strips for yourself. It can be an easy gift for a quilty friend.

I am exhausted just thinking of all of the things that this Guild is doing. So please check out the calendar on the website so that you don’t miss out on anything. If you blink, you might miss it.

Support your local quilt shop(s),

~ President

Strip Club Colours by Month:

September- Blue

October - Halloween Themed or orange or black

November - Red

December - Christmas Themed

January -Yellow

February -Pink

March - Purple

April (last one of the year)- Green



GUILD BUSINESS NOTES



The Directors met on August 26th in preparation for Gloria Loughman’s visit and to set the agenda for the MC meeting.

Please check out the website for updates, meeting minutes and calendar additions. The MC was held on September 9, and 16 people were present.

Most significantly, the MC had updated the Membership section of the policy to reflect the decisions at the AGM and to add a new **Student Membership** offered at **one half** the cost of a regular membership. It is available to individuals who have a Student ID or equivalent. Check with Sharon or Don for details.

Additionally, the registration for the Camp Homewood Retreat in January will open (will have opened) in September.

~ President

NANAIMO GUILD NEWS - GARAGE SALE

Nanaimo Guild News - Garage Sale

Our Guild is hosting a garage sale (quilt-related items only) **Wednesday, October 16, 2024**. Set up time is **12:00**; I'm sure they're will be 'goodies' for sale prior to the meeting which starts at 1:30. Please pass this along to your members.

The sale will be open prior to the meetings and after. And anyone is welcome at our meetings.

Just in case...Nanaimo Curling Club at 106 Wall St.

~ Nanaimo Guild Program Chair

PROGRAM

Happy October, quilters. This month, we will be energized and challenged in our approach to quilt design by our very talented guest, Berene Campbell. Berene is a modern quilt designer, speaker and community project instigator, hailing from North Vancouver.

Her talk for our meeting is entitled "Designing for Play", and will showcase Berene's unique approach to pattern design. Experimenting with scale, colour, texture, shapes, pattern repeats, fabric prints, and typography, she has created her own style of inspirational, empowering, and whimsical patterns. Berene describes her patterns as "featuring inspiring messages of positivity and hope, with the goal of making the world a kinder and more peaceful place". In today's often chaotic world, what better goal than to create a kinder and more peaceful place!

Please join us as we welcome Berene to our October meeting(s)!

Our vendor will be Troll Brothers from Shawnigan Lake, so bring your fabric and accessories shopping lists and visit them in the breaks!

~ Program Committee

PAST PRESIDENT REPORT



“HELP”... I don't want to sound desperate...but the PP is supposed to recruit new members for our Committee positions. I am finding it is easier to volunteer myself, than to get others to volunteer. But we need new volunteers to bring new energy to the Guild and its leadership.

The Guild really depends on our members to be generous volunteers. Starting right away we are in need of a new **Vice President**. This position has been vacant since the AGM in May 2024. We need someone with a keen community spirit who is willing to learn from our current President and Past President. We are very willing to help the new VP learn the ropes and are also accepting of any and all questions. I keep hearing the biggest concern is the talking at the Guild Meetings...this is a fair concern but I guarantee you if the 2 of us can do it, you can and you will not do it alone, just like we didn't. On a positive note... the meetings go by much faster when you are on the stage than when you are just sitting. It is always more fun to talk than to just listen!

Although the sooner the better to get started in the new position so you have a longer “learning the ropes” time, we could have the new VP just officially begin in December or January if that would help. The reality is that if there is no one to take on the VP role, there will not be a President for the Guild after the May 2025 AGM. I'll let you each consider what would happen then ... ? ? ?

We also would like to have a volunteer become our **Quilt Show Convenor** for the Show in 2027. The sooner we can fill that role, the easier it will be as there is some important long range planning to be started. Of course, Management Committee will be there to support you.

If you are not ready for the VP role, there are several other Committees that will need new leadership starting in May 2025 so you can consider what other role you might like to help with: Programs, Secretary (but this position is probably a lot more work than being VP or President); and there will also be the need for a new Treasurer.

I am sure you know how to contact me, (my phone number and email are on the Guild Membership list) or someone else can help you do that. I am available to answer any questions you have about any of these various positions. I really hope to hear from you, or you can call to recommend any other member too.

~ Past President



SEPTEMBER GUILD MEETINGS



**QUALITY THREADS
+ ESSENTIALS**
FOR QUILTERS • STITCHERS
APPLIQUÉ • FIBRE ARTS
SUBSCRIBE TO E-NEWSLETTER
"THREADNEWS"
**SUPERIOR & AURIFIL
THREADS RETAILER**

EMAIL cindysthreadworks@telus.net CELL. 250.713.6291
ON-LINE ORDERS SHIP FROM DELISLE, SK

WWW.CINDYSTHREADWORKS.COM

SEPTEMBER MEETINGS PRESENTER VIVIAN CANNATARO



UNFINISHED OBJECT (UFO) CHALLENGE



The UFO Challenge is back! This Unfinished Object Challenge is designed to help motivate us to complete projects we have not finished. All unfinished objects are eligible for this challenge, provided they were started before 2024. This includes any size project and kits.

Visit the UFO table at the next meeting and pick up the challenge chart or download a copy here. When filled out, submit the completed form to the UFO table, and please remember to keep a copy for yourself! All entries must be submitted by October 21st. There is no limit to the number of UFO's you register, feel free to submit as many forms as needed.

When a project is completed, please bring it to a meeting for Show & Tell. Also, don't forget to stop by the UFO table to mark off your completed project so your name will be entered in the year end draws. Each completed object qualifies for a draw entry!

~ UFO Committee



105 Nored Plaza
6750 N Island Hwy . Nanaimo, BC
250-390-3602. www.sergesew.com

Authorized Dealer for PFAFF & BABYLOCK
Sewing machines, sergers & machine repairs.

Tula Pink Hardware by Sallie Tomato is available for purchase.

Christmas fabrics & projects available.

Sew with friends at Social Sewing Day!

Check out our monthly newsletter for specials & class schedule:

www.sergesew.com





Great new fabrics arriving from Canadian designers! Competitive pricing and beautiful designs.

www.sweetpeaquilting.com

Check out all the classes coming up in the next few months.

Spirals—table topper or placemats November 7

Poppa Elli—a Christmas elephant lap quilt—October 18

Towards the Sun—a Robin Pickens wall hanging of circles and half circles. October 4

Elizabeth Hartman’s Arctic Feathers—November 2

CHECK THE WEBSITE FOR SAMPLES AND SIGN UP



Knife and Scissor Sharpening

At the shop October 7 from

9:30—4:00

11—1209 East Island Highway

Parksville, BC V9P 1R5

(250-)586-1050

hello@sweetpeaquilting.ca





Christmas Craft Sale

at St. Stephen's Church,
November 23rd. 9:00-3:00

Thank you to all the vendors that have signed up to help make our Christmas Sale a success. I have flyers to help advertise our sale - some large, and the small bookmark size. Please see me to get some flyers to put around your area. I have been told our customers look for our bright green flyers to come to our sale. I will need a few ladies to help out on the day of the sale. I will have a sign up sheet at the refreshment area.

Thank you,
~ Craft Sale Committee

Milner Gardens is hosting a Scarecrow Spectacular
(lower left poster below)

For the second year Milner Gardens is hosting a Scarecrow Spectacular. For a small fee businesses and organizations can sponsor a Scarecrow. The Guild will be dressing one this year and the sew group Sew Happens has volunteered to design our entry. They are having fun collecting 'stuff' and figuring out how best to showcase our Guild. Please think about coming and supporting our Scarecrow. This is a fun family event where people are encouraged to dress up if they wish. Last year they had several entries and it is expected they will have even more this year.

Please see all the info on the poster. There is an entry fee to support the garden and there is shuttle service from the Welcome Centre to the event for those that need it.

Hope to see you there.



MILNER GARDENS & WOODLAND
Scarecrow Spectacular
 OCTOBER 25-27, 2024
 11:00AM-3:00PM
 ADMISSION: \$10/ADULT | \$6/YOUTH
 2179 WEST ISLAND HWY, QUALICUM BEACH
 MILNERGARDENS.VIU.CA | 250-752-6152 | MILNERGARDENS@SHAW.CA




Kismet Quilts'

Halloween Spooktacular

Friday & Saturday, October 25 & 26
Scratch & Save 15-50% in store.

Shop online from October 24th-27th,
and use coupon code SPOOKY20
to get 20% off your order.

(applies to regularly-priced merchandise)

www.kismetquilts.com

WORKSHOPS

In October we have **Stupendous Stitching** coming up – the class is full but we have a wait list. This is a repeat class and those that took it last time had only positive comments. So if you're interested, please put your name on the waitlist – life happens & plans change which means you might get in.

In November Deb from Huckleberries will be teaching **Straight Line Ruler Quilting**. This is a popular class and is sure to fill up fast. Deb has three beautiful samples so be sure to stop by the workshop table and check them out!

We have a fabulous mystery quilt for our **January Mystery Workshop**. While the original design wasn't ours, we have rewritten the directions WITHOUT all the errors that the original contained AND added to and modified directions to make the pattern more streamlined and user friendly. Mark your calendars: January 25th at the Lighthouse Community Hall. We will be releasing some information at the October meeting that will help you choose fabrics for this fun project.

September saw us enjoying two amazing workshops. The first was Colour is Magic with Gloria Loughman. Participants worked with Gloria's beautiful hand dyed fabrics, creating small, vibrant wall hangings. Gloria had excellent class notes and shared lots of tips and tricks (one of my favourite being how she uses 3M Velcro strips for hanging her small quilts).


Gloria Loughman Workshop Pictures



More pictures next 3 pages...


WORKSHOPS CONT'D

More Gloria Loughman Workshop pictures...





WORKSHOPS CONT'D

More Gloria Loughman Workshop pictures...



WORKSHOPS CONT'D

More Gloria Loughman Workshop pictures...





**Great Price on the
Kaffe 570QE !
Come check it out!**



1930 Ryan Road East, Comox BC250-
339-4059 or
1-877-339-4059 huckleberrys@shaw.ca

STORE HOURS
Monday- Friday 10am-5pm
Saturday 10am-4:30pm
Sunday 12-4pm
Closed Holidays

WORKSHOPS *CONT'D*

Margaret Lo Bianco from Sew Fun Quilts, based out of Florida, taught two classes in one, with many students creating the Pink Lady and others creating Sammy Scarecrow; both wall hangings involved three dimensional elements that added fun pops of colour and texture to the projects.



WORKSHOPS

Upcoming Workshops:

Stupendous Stitching

Get to know your machine's stitches like never before with this stupendous stitching class.

Bring your machine that has lots of stitches and your creative imagination for an enjoyable day creating wall art from fabric and threads and specialty stitching.

In the workshop, you will learn to embellish fabric using decorative stitches, various threads, cord, yarn, beads, and angel hair.

Instructor: Gwynn LePoidevin

Some of you know me from the Christmas Fair and some of you know me from the October Homewood Retreat. My name is Gwynn LePoidevin and I have been quilting for 30 years. I was born and raised in Victoria and when the last of my children finished school, we went to the Interior for 16 years. Before we left, I bought a small sewing machine and took 1 quilting class.

I still have the first piece I ever made. That piece was an arched wall hanging with some appliqué on it. The teacher had a sample that had stippling with leaves on it. When I was finished the piece, I did the same stippling and leaves as she had done and took it in to show her not realizing that this was not something a beginner would do.

From then on, I was hooked. Everything I learned increased my love of quilting and teaching this art. Classes I have taught include appliqué, paper piecing, wallet making, stippling, hand quilting and freehand quilting and the art of thread work quilting.

I look forward to seeing you at the Stupendous Stitching Class in October 2024.


Date and Time: Saturday, October 19, 2024 Set up: 9:00 am
Workshop: 9:30 am to 3:30 pm

Location: St. Mark's Anglican Church, 138 Hoylake Road West, Qualicum Beach, BC

Cost: \$37.50

Maximum number of participants: 18

Registration begins: June 17, 2024 at the Guild meeting and online June 18, 2024, using the Stupendous Stitching Registration form. All online registrations must be paid within 5 business days of registering.



WORKSHOPS CONT'D

Upcoming Workshops cont'd:

Straight Line Ruler Work

Instructor: Deb Morrissey

Date and Time: November 16, 2024 Workshop: 9:30 am to 3:30 pm

Location: Nanoose Community Library

Cost: \$40 plus \$10 dollars for handout

Maximum number of participants: 20

Registration: Opens September 23, 2024 and closes November 2, 2024.

Deb Morrissey Bio

It's been 20 years since I started my totally unplanned quilting journey! In the spring of 2004 I pieced my first quilt (a queen size Yellow Brick Road) in 5 days and was hooked. I started working at Huckleberry's in July of that year and I remember being so fearful of anyone asking me any questions on my first day. I quickly learned the many aspects of quilting and was teaching within 5 months of starting my job. My background was a primary teacher so I suppose the organization skills transferred well to quilting classes.

I've taught many different classes over the past 19 years and always like to challenge myself. Hence, I also learned to ruler quilt - I remember not having resources when I started so it was a challenge for me to figure out the ins and outs of how to use rulers but I found the biggest learning curve was how to move a ruler with the fabric and not veer off the ruler foot. Once I mastered the movement I learned how to use the angles on the straight line ruler and the various markings to create lines that were equal distances apart (in 1/4" intervals) as well as using those same markings to create angular shapes within a space.



The best thing about straight line ruler work is that it fits all shapes - this isn't true with circles/curves/etc as you have to audition curved rulers to see how or if they will fit the space your are quilting. This basic ruler quilting class delves into straight line ruler work (it is challenging enough to guide the presser foot along a straight edge so that is why we will only be using a straight line ruler).

You will be amazed at how versatile a straight line can be. If you want to expand into circles and curvy rulers you can take the information from this class and much can be applied to those rulers. The key to any quilting - free motion or ruler work - is to make sure you take the time to practise. I know this class will give you the start you need to embark on your ruler work journey and the detailed handout will make it easy to reference ideas for your projects (or to refresh your memory of what we did in class!).

I look forward to sharing a fun day of ruler quilting with you.

~ Deb Morrissey

GLORIA LOUGHMAN SHARE THE JOURNEY PRESENTATION



GLORIA LOUGHMAN SHARE THE JOURNEY *CONT'D*



GLORIA LOUGHMAN VISIT THANK YOU

Gloria Loughman's Visit to Parksville

I want to extend a huge thankyou to Gloria Loughman for spending 2 fabulous days with us, sharing her life, her skills and her techniques in both her workshop, 'Colour is Magic', and her presentation, 'Share the Journey'. Everyone who attended either found them, and Gloria herself, to be enlightening, enriching and captivating. We were fortunate indeed to have such an accomplished quilt artist, teacher, and author come to our corner of the world. It was a time that will not soon be forgotten.



Thanks, also, to the core team, and to all the Guild members who helped to make those two days run smoothly. Many hands certainly make things work better. It was my honour to lead the organizing of this event.

~ Organizer

GLORIA LOUGHMAN SHARE THE JOURNEY *CONT'D*



Debbie's Longarm Quilting

Serving Parkville and area on beautiful Vancouver Island. BC Canada

341 Stanford Ave East
Box 905

Parkville, BC, Canada V9P 2G9

250-927-1845

dhawkes2@shaw.ca

Offering beautiful edge-2-edge (pantograph) quilting

Computerized system with lots of patterns to choose from



Creative Quilting Pop-up

Thursday to Sunday, October 17-20

10:00 a.m.-3:00 p.m.

Duncan Community Lodge, 2244 Moose Rd. Duncan

Bolts and pre-cuts of Fabric

Notions, 505, Books, Patterns, Batting Half Bolts

Great prices! Great selection!

Cash, credit and debit payments accepted.



539 Forsyth Avenue
Parksville, BC V9P 1H3
250-954-2258

Katherine Hawkes

Parksville Sewing Machines
Your Local Service and Sales Centre

QUADRA HOMEWOOD RETREAT OCTOBER 21 - 25, 2024



In just a couple of weeks the participants of the October Homewood Retreat will be packing up machines and projects for 5 fun-filled, informative and productive days of sewing. Homewood hosts us with camp-style accommodation, hearty meals and stunning natural beauty.

In case you are interested, the next retreat at Homewood will take place January 13-17, 2025. We have 30 participants registered, and are currently taking a wait list. Check out the guild website under Activities for more details.

~ Retreat Committee



Block Party Quilters

QUILT SHOW
Branching Out

Issaquah Community Center
301 Rainier BLVD. S, Issaquah, WA 98027

October
11-13, 2024

Merchant Mall • Tea Room • Boutique
Door Prizes • Raffle Quilt • Free Parking

Friday & Saturday 10-5
Sunday 10-4
3-Day Admission \$10

Featured Artist
Carolyn Major

 blockpartyquilters.org

Your One Stop Quilting and Sewing Machine Store on Vancouver Island!

Discover the world of sewing!
Wander through our store for a refreshing experience

2024 SAVINGS - 20% OFF
ALL REGULAR PRICE MERCHANDISE

Excludes sewing machines, furniture and all items ending in .99
Bring in this Coupon to Redeem.
Cannot be combined with other offers.
Expires December 31st, 2024

OPEN: Tues.-Sat. 9:30-5:30
CLOSED: Sun. & Mon.

#1-4047 Norwell Drive
Nanaimo, B.C. V9T 1Y6
1-250-756-2176
1-800-789-1730
info@snipandstitch.com
www.snipandstitch.com

"Like" us on facebook
Snip & Stitch Sewing Centre

Follow us on Instagram
@KathySchroter

Snip & Stitch SEWING CENTRE NANAIMO

Authorized Dealer of: **BERNINA** made to create, **Husqvarna VIKING**, **JANOME** Reliability by Design

LIBRARY

Hello from the Library! Fall is upon us and the Library has a variety of fall, Hallowe'en and Christmas themed books for your inspiration. Find them in the "Seasonal" section marked with a **pale green dot**. We also have 3 of Gloria Loughman's books. They are currently signed out but will be displayed in the Library once they are returned. We continue to purchase new books to keep the Library current. Three new books were purchased this summer and are currently being catalogued:

- Piece & Love
- Fabricadabra
- Quick Christmas 3 Yard Quilts

They will also be displayed once available. Remember you can browse for books on the Guild website under Activities/Library/“[Explore the Guild Library here](#)”. If you find and request a book, we will do our best to find it for you. Hope to see you in the Library.



~ Library Committee



Black Sheep Quilt Shop

Langford-
117, C2401 Millstream Rd.
[@blacksheeplangford](#) 

Duncan- 180 Trunk Rd.
[@blacksheepduncan](#) 

Courtenay- 2175 Cliffe Ave.
[@blacksheepcourtenay](#)

Oct. 1st.-31st.: Halloween Fabrics-
30% off Reg. Price

New! Black Sheep Loyalty Stamp Card!
Sign up for email updates to start a Stamp Card, then
***Buy 12m & get 1m Free!**
*Some exclusions apply, see instore





COMFORT QUILTS



I want to thank everyone for bringing in all their wonderful finished quilts to the September meeting. Some were from kits but many from their own pattern and fabric. We can provide batting and backing for your flimsies if you are going to donate them to Comfort Quilts. The quilts have all been sorted and we received 46 quilts, 2 flimsies, 7 large baby wraps, 20 placemats (not Christmas) and 31 baby toques.

We handed out Christmas stockings and placemat kits at the day meeting and a few also went out at the evening meeting. There are lots of kits remaining, especially the stocking kits, so please consider taking some at the October meeting or contacting us to arrange getting some earlier. We try and give out 100 stockings to SOS which are filled and handed out to those in need each December. Our placemats go mainly to Meals on Wheels but any extra go to those who are part of the “Better at Home” program. We delivered 130 Christmas placemats last year.

I will be at the New Members tea on October 9th and will be pleased to answer any questions regarding what we do and who benefits from our program.

~ Comfort Quilt Co-ordinator

The Sunshine Lady

The Sunshine Lady would like to know when one of our own Guild members could use a card of encouragement. Or perhaps there has been an illness, injury or loss of a close family member? Please let Elizabeth know so that a card can be sent.



Contact: Sunshine Lady

SEW DAYS

More people can attend Sew Days now that they are being held in 2 different locations!

Sew Days in Qualicum Beach are held at St. Mark's Anglican Church Hall on both Thursday October 10th, and Friday Oct. 11th. Registration is a must, and opens up on our Guild website (quilt.house.ca) on Sept. 27th and remains open until Oct. 4th. Choose either day, and if you are interested in attending BOTH, just send us a quick email indicating this to sewdays@quilt.house.ca. We will let you know, depending on numbers, after registration is closed whether we have room for you on both days. The hours go from 9am to 3pm.

Sew Days will also be held on Tuesday, Oct. 22nd at the Nanoose Bay Library Hall, at 2489 Nanoose Rd. This will be held in Nanoose Bay on the 4th Tuesday of each month, and goes from 10am to 4pm to match the library's hours. Registration for this one opens on Oct. 9th and runs until Oct. 16th.

All of our Sew Days are scent-free, and you are encouraged to bring your lunch and snacks, as well as any utensils and mugs. Coffee, tea and goodies will be provided for free. The cost to attend Sew Days is \$5 cash at the door... such a deal! It is a very fun way to spend the day with other fabric/quilt lovers.

Please feel free to contact us at sewdays@quilt.house.ca if you have any further questions.



~ Sew Day Committee,



FREE TO A GOOD HOME



Wooden Hand Quilting Frame - Free

Donated to the Guild on the condition that it goes to a good quilting home and should be used.
Comes with mounting instructions and attached cloth leaders.
This Quilting Frame can be assembled in either 56 inches or 80 inches wide.



WINNER, WINNER, CHICKEN DINNER....

September 23rd, 2024 RAFFLE WINNERS

Afternoon:

Kismet Quilts
Batiks on the Run
Serge & Sew
Member Donated
Stedman's

Evening:

Kismet Quilts
Batiks on the Run
Serge & Sew
Member Donated
Stedman's

50/50 WINNERS

Afternoon: \$178.50

Evening: \$42.50



PQHQQ Calendar of Events – 2024/2025

October

2-4.....Stay at Home Retreat
7.....Management Committee Meeting
9.....New Members' Tea
10-11.....Sew Days
19.....Stupendous Stitching Workshop
21.....Guild Meetings
21-25....Camp Homewood Retreat
22.....Sew Day in Nanoose

November

4.....Management Committee Meeting
7-8.....Sew Days
16.....Straight Line Ruler Work workshop
18.....Guild Meetings
23.....Christmas Sale
26.....Sew Day in Nanoose